

EMRS Cable Car Poll

August 2018

6th September 2018

EMRS Cable Car Poll – August 2018

Polling was conducted from the 29th to the 31st of August 2018.

1,000 adult Tasmanian residents were interviewed and responses weighted to reflect the Tasmanian adult voting population.

A sample of this size provides a margin of error of +/- 3.1 percentage points at the 95% confidence level.

**This report has been prepared by
Enterprise Marketing and Research Services
60 Main Road, Moonah TAS 7009**

All enquiries should be addressed to:

**Samuel Paske
Chief Operations Director**

**EMRS
PO Box 402
Moonah TAS 7009**

Phone: (03) 6211 1222

Fax: (03) 6211 1219

E-mail: samuel.paske@emrs.com.au

Support for a Mount Wellington Cable Car


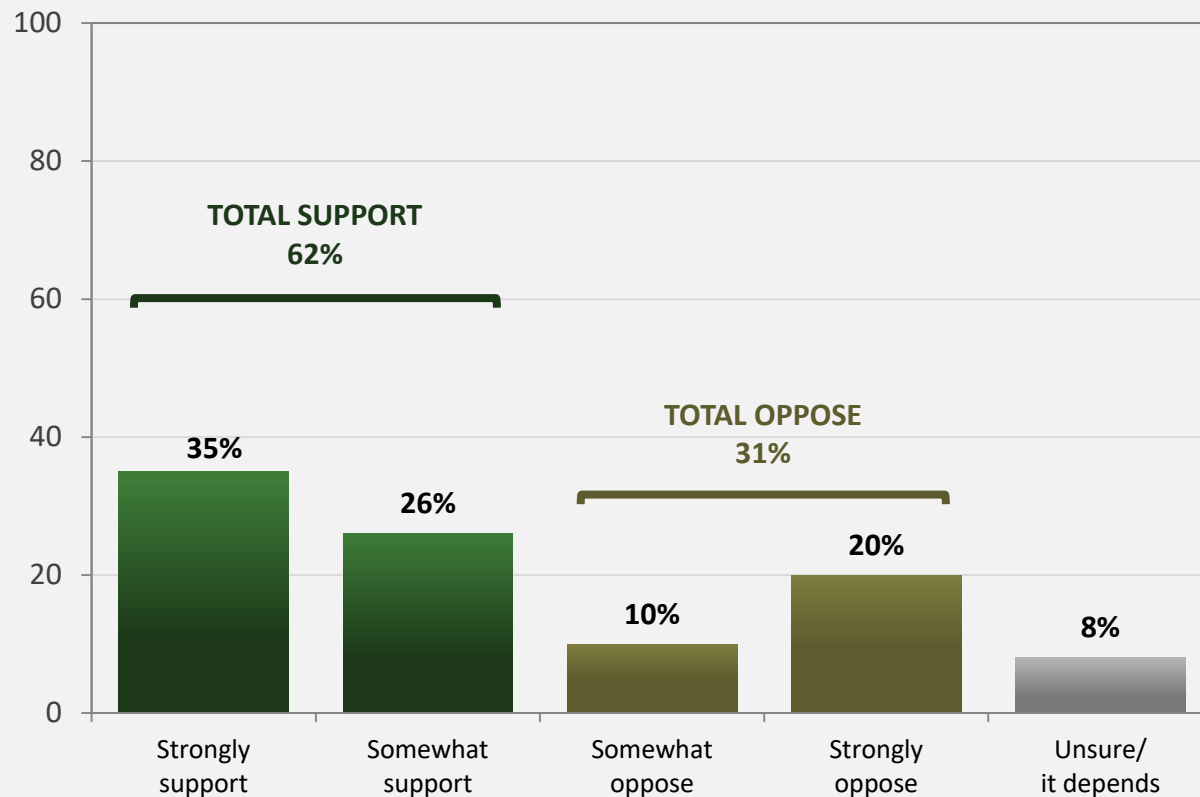


Figure 1 – Support for a Mount Wellington Cable Car
(Percentage of respondents)*



In total, 62% of Tasmanians surveyed were currently in support to some degree of a Mount Wellington Cable Car.

Significantly more likely to be in support were:

- Males, compared to their female counterparts
- Respondents resident in the North & North East and the North West & West, compared to those in the South
- Liberal voters, particularly compared to Greens voters

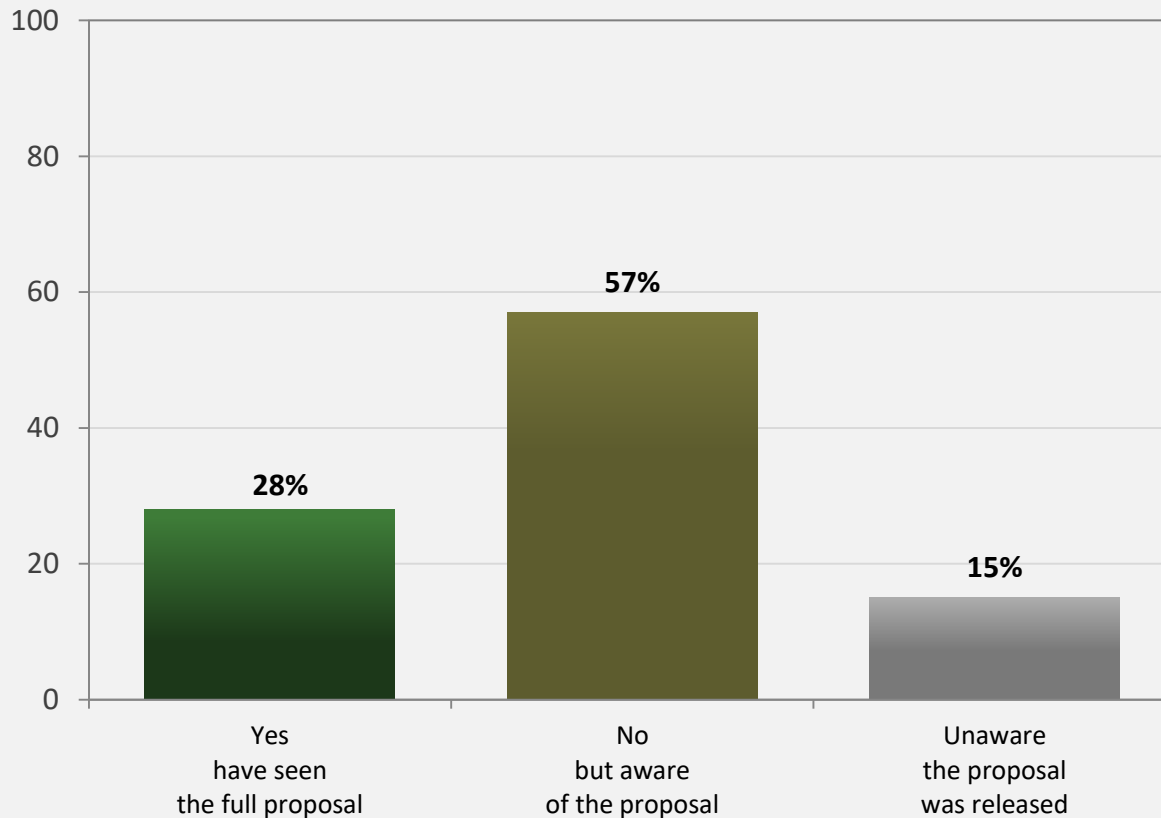
*Percentages do not sum to 100 due to rounding.

Q. At this point in time, even if it's a slight leaning, would you say that you support or oppose the proposed development of a cable car to the Kunanyi/Mt Wellington summit?

Awareness of the Details of the Mount Wellington Cable Car Proposal



**Figure 2 – Awareness of the Details of the Mount Wellington Cable Car Proposal
(Percentage of respondents)**



28% of Tasmanians surveyed had seen the full details for the Mount Wellington Cable Car proposal released earlier that month in August.

57% were aware of the proposal but had not seen the full details.

The remaining 15% stated they were unaware the proposal was released.

Significantly more likely to have seen the full details were:

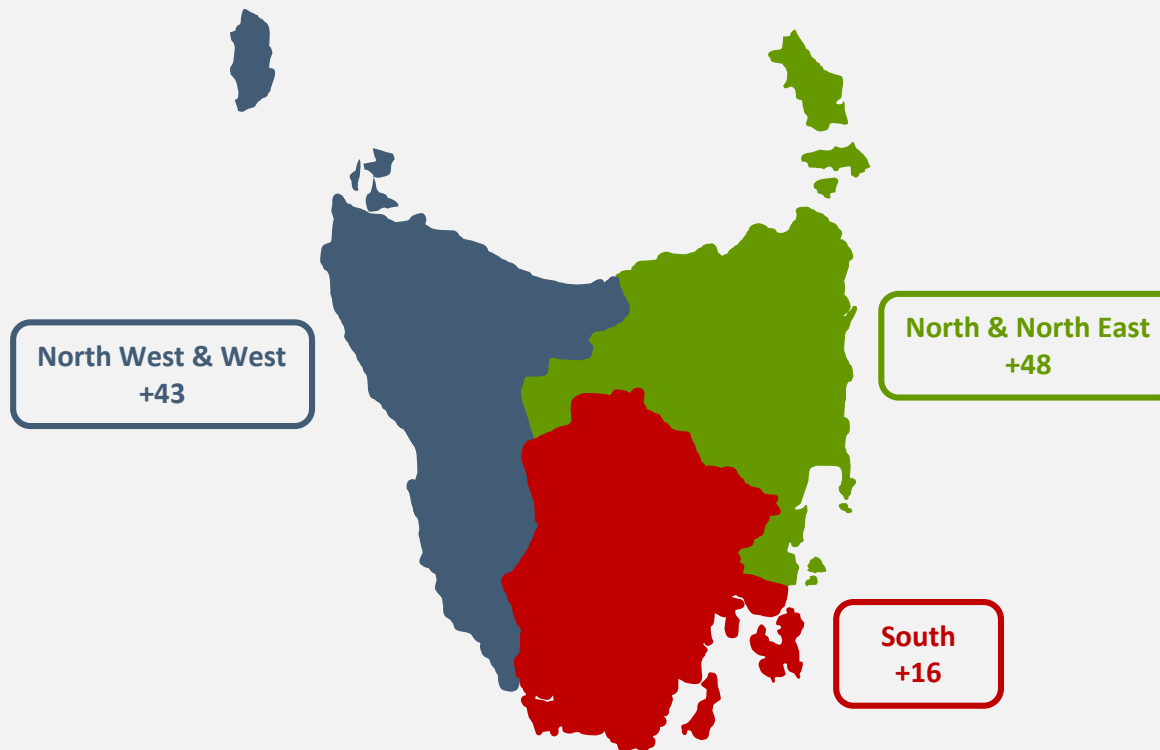
- Respondents resident in the South

Q. Have you seen the full details for the Mount Wellington Cable Car proposal released earlier this month?

Support for a Mount Wellington Cable Car by Region



Figure 3 – Support for a Mount Wellington Cable Car – by Region
(Net support scores)*†



*The net support score was arrived at by subtracting the total percentage of those who opposed the proposal at some level from the total percentage of those who supported it at some level.

†The North & North East region highlighted green recorded a significantly higher net support score, while the South highlighted red recorded a significantly lower net support score.